



# ST JOSEPH'S INDIAN COMPOSITE PU COLLEGE


#23, Vittal Mallya Road, Bengaluru-560001

## ADMISSION – 2024-25 HELP GUIDE

Website link: <https://sjicpuc.schoolphins.com/admission/>

### Login page

Sign In- Admission - 2024-25




ST JOSEPH'S INDIAN COMPOSITE PU COLLEGE,  
BENGALURU

Registered Email/Mobile Number\*

Password\*

**SIGN IN**

**NEW REGISTRATION**

[Click here for help](#) 


[Forgot Password](#)

Note: For the best experience use "Google Chrome" Browser.

©2024-25 SchoolPhins The Wings of an Education.

**Step 1 : Click on Registration Page**

Admission Registration - 2024-25 [Help ?](#)



**SJICPU - BENGALURU**


Full Name (As per 10th standard records)\*


Date of Birth\*

Mobile Number\*

**Email\***

10th Board Name\* ▼

**New Password\*** 

Confirm Password\* 


**REGISTER**

[Click here for help ?](#) [Back to Login](#)

©2024-25 **Schoolphins** The Wings of an Education.

## Step 2: Login with credential

Sign In- Admission - 2024-25



ST JOSEPH'S INDIAN COMPOSITE PU COLLEGE,  
BENGALURU

Registered Email/Mobile Number\*

Password\*

SIGN IN

NEW REGISTRATION

[Click here for help ?](#) [Forgot Password](#)

Note: For the best experience use "Google Chrome" Browser.

©2024-25 SchoolPhins The Wings of an Education.

### Note:

- Login with credentials with was created in step 1
- Login with email id or mobile number and password

### Step 3: Admission form (Personal details)

The screenshot shows the 'Personal Details' section of an admission form. The form is for 'ST JOSEPH'S INDIAN COMPOSITE PU COLLEGE' and is for the year '2024'. The user is 'TEST'. The form includes a sidebar with 'Dashboard', 'Personal Details', 'Profile', and 'Grievance'. The main form area contains the following fields:

- Full Name (As per the school record)\*: TEST A
- Date of Birth (As per the school record)\*: 01-12-2008
- Place of Birth\*
- State of Birth\*
- District of Birth\*
- Taluk of Birth\*
- Gender\*
- Student Email\*: testa@gmail.com
- Student Mobile Number\*
- Select Nationality\*
- Select Religion\*
- Select Category\*
- Mother Tongue\*
- Select Caste\*
- Sub Caste
- Blood Group\*
- Physically Challenged?\*
- Dyslexic?\*
- Height in cm (1 ft = 30.48cm)\*
- Weight in kg (e.g. 60)\*
- Permanent Address
- Residential Address  Same as Permanent Address
- Address Line 1\*

#### Note:

- In step 3 fill details of Students, Parents and Guardians
- Field mention with \* are mandatory other are optional

#### • Click next Note:

- Document size should be max 200KB, if document size exceeds more than 200KB compress the file size to 200KB Tool to compress : <https://compressjpeg.com/>

#### Step 4: Admission form(Academic details)

**Step : II School and Examination Details (Last Studied)** Admission Form : 2024

Name of the School\* Other School Name\* Address of the School\*

Reg No.\* Medium of instruction ENGLISH Year of Passing\*

Month of Passing\* No. of Attempt\* Result\*

Is Language Exemption taken?\* 10th Board Name\* CBSE

10th STANDARD MARK INFO		
SUBJECT	MAX MARKS	MARKS SCORED
GROUP L		
SELECT SUBJECT	100	Enter Mark
SELECT SUBJECT	100	Enter Mark
GROUP A1		
SELECT SUBJECT	100	Enter Mark

#### Note:

- In step 4 fill details of previous education information, Marks
- Field mention with \* are mandatory other are optional
- Click Next

#### Step 5: Admission form (Combination and Language Opting)

**Step : III Combination and Language Opted** Admission Form : 2024

Language I English Select Course for First Preference\* Select Stream for First Preference\*

Language II\* Select Course for Second Preference(Optional)\* Select Stream For Second Preference(Optional)\*

**Other Details**

Participated in Sports/Extra Curricular activities(Taluk/Dist/State level):  
 Yes  No

I would like to join  
 NSS  
 Rangers and Rovers  
 Sports

◀PREVIOUS NEXT▶

#### Note:

- In step 5 fill details of Combination and Language Opting
- Field mention with \* are mandatory other are optional and click on next

## Step 6: Admission form (Payment)

Step : IV ₹ Payment Admission Form : 2024

### Application Fee

Pay application fee of  
**Rs. 100.00**  
to complete your application submission process.

Application fee payment pending.

Pay Now

Warning : Do not take screenshot of QR CODE for payment  
After clicking pay now button time limit for the payment is 5 minutes.

Payment History

Date	Paid Amt.	Order Id	Status	Action
Fee Paid info not found.				

← PREVIOUS

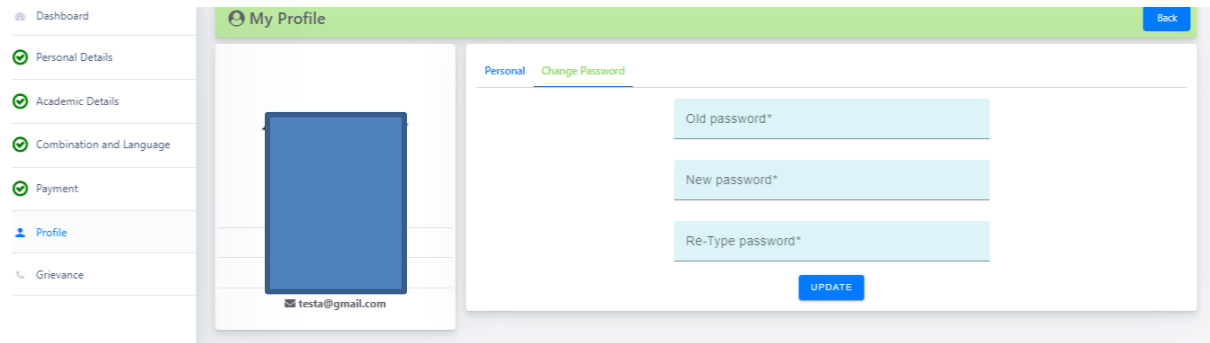
## Step 7: Final step for submission of document

The screenshot shows the SchoolPhins dashboard for ST JOSEPH'S INDIAN COMPOSITE PU COLLEGE. A green notification banner at the top reads "Payment Done Successfully". The main content area is titled "Dashboard / Status" and contains two cards: "APPLICATION STATUS" with the message "Application has been Successfully Applied" and "VIEW APPLICATION" with a "View/Print Application" link. A left sidebar contains navigation options: Dashboard, Personal Details, Academic Details, Combination and Language, Payment, Profile, and Grievance.

### NOTE:

- To View Application form in pdf format, click on button called "View /Print Application "

## To change password




The screenshot shows a user interface for changing a password. On the left is a sidebar menu with options: Dashboard, Personal Details, Academic Details, Combination and Language, Payment, Profile (highlighted), and Grievance. The main content area is titled 'My Profile' and has a 'Back' button. Below the title, there are two tabs: 'Personal' and 'Change Password'. The 'Change Password' tab is active and contains three input fields: 'Old password\*', 'New password\*', and 'Re-Type password\*'. An 'UPDATE' button is located at the bottom right of the form. A blue box is overlaid on the profile picture area.

Note:

- Fill the fields mentioned with \* are mandatory.
- Click Update

## Forgot password: Click on forgot password




The screenshot shows a sign-in page for 'ST JOSEPH'S INDIAN COMPOSITE PU COLLEGE, BENGALURU'. The page title is 'Sign In- Admission - 2024-25'. It features the college's logo and name. There are two input fields: 'Registered Email/Mobile Number\*' and 'Password\*'. Below these are two buttons: 'SIGN IN' (green) and 'NEW REGISTRATION' (blue). At the bottom, there are two links: 'Click here for help' and 'Forgot Password'. A blue arrow points to the 'Forgot Password' link. At the very bottom, there is a note: 'Note: For the best experience use "Google Chrome" Browser.' and a copyright notice: '©2024-25 SchoolPhins The Wings of an Education.'

Click on forgot password

NOTE:

- Enter Email id or Mobile Number which should match to the details given while “New Registration

Forgot Password



**SJICPU**

Registered Email/Mobile Number\*

**CHANGE**

[Back to Login](#)

©2024-25 **Schoolphins** The Wings of an Education.