




ST JOSEPH'S INDIAN COMPOSITE PU – STUDENT LOGIN GUIDE

Link:

<https://sjicpuc.schoolphins.com/student/login>

- Home Page

Student/Parent Sign In



SJICPU Student / Parent

Sign In

Click here to install as App

Click here to help ?

©2022-23 Schoolphins The Wings of an Education.


- Click here to install as App Button will turn this website into application and it will be visible in your mobiles application list.

- On clicking click here to help button, you will get the entire application guide in pdf form.

- **Login Page**

- Type Student ID/Register Number and Default password -**sjicpuc@123**

Student/Parent Sign In



SJICPU Student / Parent

[Sign In](#)

[Click here to install as App](#)

[Click here to help ?](#)

©2022-23 Schoolphins The Wings of an Education.

(Note: if password is not matching or if any error occurs while sign in kindly contact in the office.)

- **Dashboard Page**

ST JOSEPH'S INDIAN COMPOSITE PU COLLEGE

Dashboard / Overview

TERM II PUC
Term Name

SECTION A
Section Name

STREAM CEBA
Stream Name

ELECTIVE KANNADA
Elective Subject

MY NOTIFICATION
View Notification

Your Suggestion

Select

Any Message...

Send Message

Today's Notifications

Subject	Message	Sent By	Date Time
No Notifications Yet...			

News Feed

03:57 PM 12-05-2022

II PUC Book List

For II PUC Book List Please visit the College website : www.sjicpuc.org - Book list

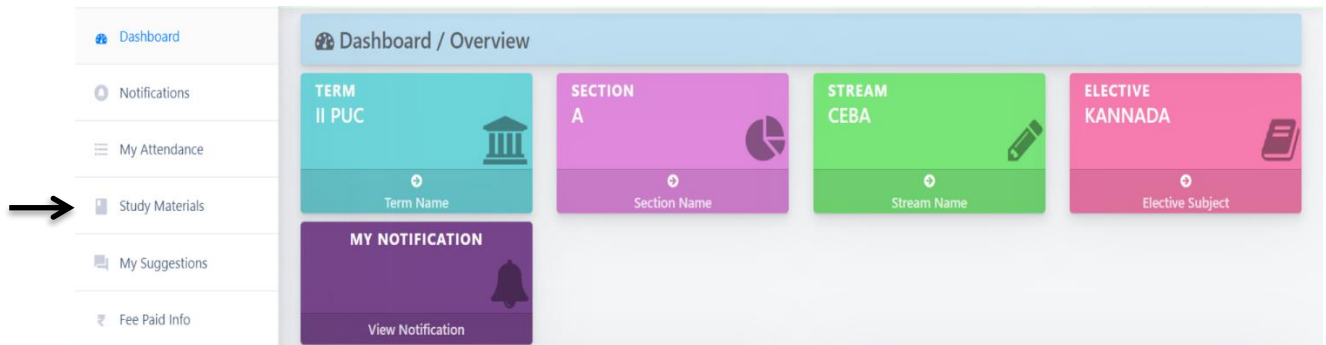
0 Likes

load more show less

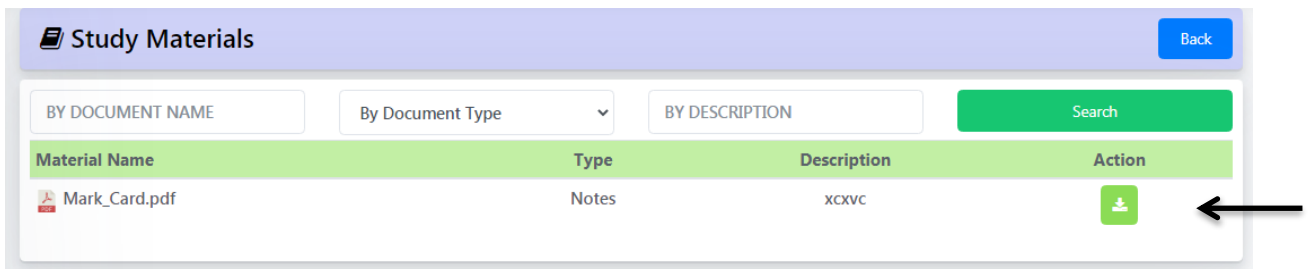
Event Calendar

- You can send Message or Suggestion through the Your Suggestion Card.
- Select From Parent or From Student option, and type the message then click on Send Message Button to send the message.

- In News Feed Card you can get school related news.
- In Today's Announcement card you can get the Announcement.
- Current days Event/Upcoming Events shown in Event Calendar Card.
- Click on Study Material Menu. Where you can get pdf notes, e-book and question paper.

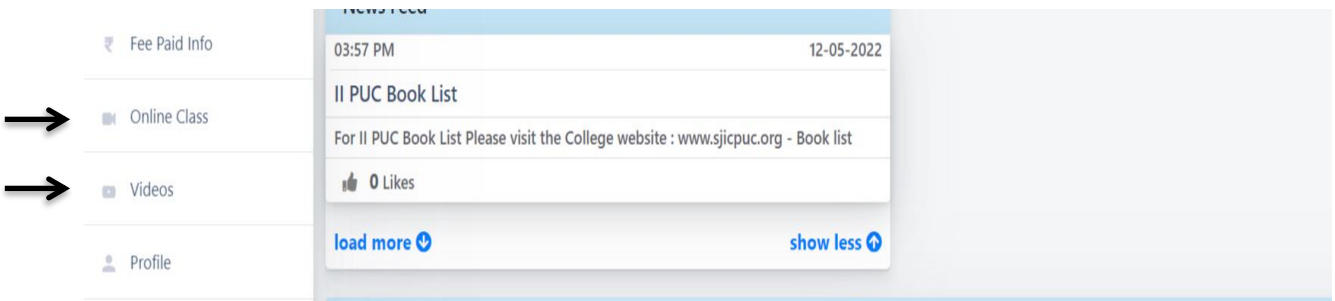


- **Study Material Page**




- In Action Column, You can download the notes, pdf notes, e-book, question paper with download button

- Click on Online Class and Videos,

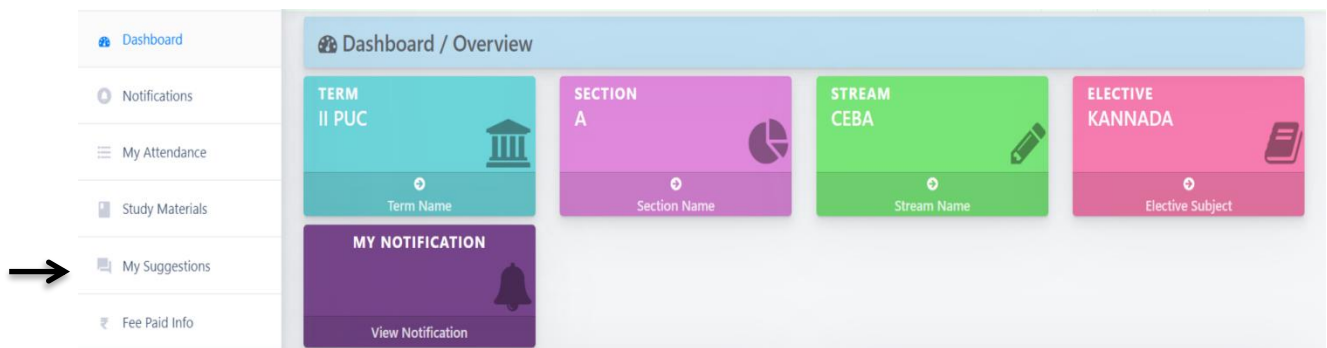


- you can get subject related videos in YouTube .

- **YouTube Page**
- In Action Column, You can watch the video with eye button.

YouTube				Back
DATE	NAME	SUBJECT NAME	Search	
Date	Name	Subject	Action	
16-02-2021	test	Maths		←

- Click on My Suggestions Menu.



The screenshot shows a dashboard with a sidebar menu on the left. The 'My Suggestions' menu item is highlighted with a black arrow pointing to it. The main content area shows a 'Dashboard / Overview' section with four cards: 'TERM II PUC', 'SECTION A', 'STREAM CEBA', and 'ELECTIVE KANNADA'. Below these is a 'MY NOTIFICATION' card with a bell icon and a 'View Notification' button.

- **My Suggestions Page**



The screenshot shows the 'My Suggestion' page. It features a message thread with two messages: one from 'hjhjh' (16 FEB 2021 12:00 PM) and one from 'test' (16 FEB 2021 12:00 PM). Below the messages is a 'Select From' dropdown menu, a text input field labeled 'Type a message', and a blue 'Send' button. A black arrow points to the 'Send' button.

- Here you can view the replies or message that you sent.
- Select From Parent or From Student option, and type the message. Click on Send Button to send the message.

- Click on Fee Paid Info

Dashboard

Notifications

My Attendance

Study Materials

Remarks

My Suggestions

Fee Paid Info

Online Class

Videos

Fee Payment - 2022

Fee Info

Name.	XYZ
Student ID	PCMB001
Parent Name	H D PRATHAPw
Admission	II PUC
Stream	PCMB
Elective	HINDI
Total Fee	51,477.00
Paid Fee	0.00
Fee to pay	51,477.00
Pay Option	Select Payment Option

Pay 33127

Payment Info

Date	Receipt No.	Paid Amt.	Mode	Status
Fee Paid info not found.				

Department Fee Info

Date	Receipt No.	Paid Amt.	Mode	Status
Department Fee Paid info not found.				

Click on pay

Proceed the payment

- Click on Profile Menu.

Fee Paid Info

Online Class

Videos

Profile

View Notification

Your Suggestion

Select

Any Message...

Send Message

Today's Notifications

Subject	Message	Sent By	Date Time
No Notifications Yet...			

- **Profile Page**

The screenshot shows a 'My Profile' page with a light blue header. On the left is a sidebar with a 'Profile default' icon and fields for ID (CEBA001), DOB, Mob, and Email. On the right are four tabs: 'Personal' (highlighted in green), 'Family', 'Academic', and 'Change Password'. Four black arrows point down to each of these tabs. Below the tabs is a list of personal details: Name (Allen K Jenifer), Blood Group (B+), Nationality, Caste, Present Address (#2, 2nd cross Rama temple street, Venkatehpuram, Banglore-45), and Permanent Address (#2, 2nd cross Rama temple street, Venkatehpuram, Banglore-45). A green note at the bottom says 'Note: For any queries contact college office'. A blue 'Back' button is in the top right corner.

- In Personal Tab, you will get the personal Information.
 - In Academic Tab, yours academic information is displayed.
- Note: change password, Type your old password, new password and Retype the new password and click on update button.